

**Buzz India Trust**  
**Avalahalli, Anjanapura Post,**  
**J.P. Nagar, 9th Phase,**  
**Bangalore - 560 062**

**1 Significant Accounting Policies**

**a Basis of preparation :**

The financial statements of the Trust have been prepared under the historical cost convention, accrual basis unless otherwise stated and in accordance with the Generally Accepted Accounting Principles in India.

**b Revenue recognition:**

**i. Donation/Grants received :**

Revenue grants and donations are recognised as income when they are received, except where the terms and conditions require the donation/grant to be utilised over a certain period or only in a specific manner, in which case, the grants / donations are recognised as income on a systematic basis over the periods necessary to match them with the related costs which they are intended to compensate. Unutilised donations/grants are reflected as Liabilities.

Donations/Grants including Government grants received for the acquisition of Tangible assets are classified as Capital Grants and reflected as Utilised fund in the Balance Sheet.

Non- monetary assets given free of cost are recorded at a nominal value.

**ii. Interest on Savings Account with Bank**

Interest on savings account with bank is accounted on receipt basis.

**c Property, Plant and Equipment (Tangible Assets)**

Tangible assets are stated at cost less accumulated depreciation. Cost comprise of the purchase price and any directly attributable cost of bringing the asset to its working condition for its intended use. Fixed assets received as donation are recorded at nominal value.

Depreciation is charged on a systematic and rational basis over the useful life of the assets and is reduced from Utilised Fund reflected in the Balance sheet.

In respect of Fixed assets acquired during the year, depreciation has been charged on Straight Line method at the following rates:

- Bus - 15%
- Laptops - 40%
- Mobile phones - 15%
- Furnitures - 10%
- Tents - 40%
- Intangible assets- Website - 25%
- Software Applications - 40%
- Electrical Fittings - 40%


**d Taxes on Income**

The Trust is registered under section 12 AA of the Income Tax Act, 1961. There being no 'taxable income' or 'tax expense', the question of provisions for current tax and/or deferred tax asset/liability does not arise for the Trust.

Place: Bangalore  
Date : 29.09.2022


For Buzz India Trust

  
Suresh Krishna  
Chairman

  
Uthara Narayanan  
Managing Trustee

As per our report of even date  
for G. Anantha & Co.,  
Chartered Accountants

  
Rani N R  
Partner  
M.No. 214318  
UDIN: 22214318AWNVP1580



Buzz India Trust  
Avalahalli, Anjanapura Post,  
J.P. Nagar, 9th Phase,  
Bangalore - 560 062


Consolidated Balance Sheet as on 31st March 2022

Liabilities	Sch.No	Amount in Rs	Assets	Sch.No	Amount in Rs
<b>Funds:</b>			<b>Fixed Assets:</b>	6	
Corpus Fund		10,000	Gross Block		2,20,36,106
Utilised fund	1	1,35,85,882	Less: Accumulated Depreciation		84,50,224
General Fund	2	16,97,749	Net Block		1,35,85,882
<b>Current Liabilities:</b>			<b>Current Assets:</b>		
Projects in Progress	3	34,52,568	Rental Deposits		7,45,000
Statutory Liabilities	4	10,02,123	Other Deposits		5,000
Expenses payable	5	1,21,289	Advance for expenses	7	3,40,620
			Tax refund receivable		1,33,574
			<b>Cash at Bank:</b>		
			Corpus		10,000
			Non Corpus		50,49,477
			Cash in hand		58
		<b>1,98,69,611</b>			<b>1,98,69,611</b>

Place: Bangalore  
Date : 29.09.2022

for Buzz India Trust

  
Suresh Krishna  
Chairman

  
Uthara Narayanan  
Managing Trustee


As per our report of even date  
for G. Anantha & Co.,  
Chartered Accountants  
FRN No. 0051605

  
Rani N R

Partner

M.No. 214318

UDIN: 22214318AWNVP1580



Buzz India Trust  
Avalahalli, Anjanapura Post,  
J.P. Nagar, 9th Phase,  
Bangalore - 560 062


Consolidated Income and Expenditure account for the year ended 31st March 2022

Expenditure	Amount in Rs	Amount in Rs	Income	Amount in Rs	Amount in Rs
<b>Programme Expenses:</b>			<b>Grant recognised as Income:</b>		
Employee cost	2,56,27,199		Revenue Grant		6,71,78,809
Travelling Expenses	64,79,495		Capital Grant recognised to the extent of Depreciation		36,20,299
Vehicle Insurance	2,43,877		<b>Other Income :</b>		
Vehicle - Fuel, Repair & Maintenance	23,56,135		Donations	1,48,780	
Telephone Expenses	2,05,881		Bank Interest	3,12,276	4,61,056
Training Expenses	2,43,43,261				
Field Office - Rent & Maintenance	1,18,030				
Data Validation & Maintenance	6,68,994				
Reporting & Documentation	1,26,527	6,01,69,399			
<b>Institutional Expenses:</b>					
Employee cost	49,51,113				
Professional Charges	8,500				
Audit Fees	3,39,400				
Head Office - Rent & Maintenance	7,61,985				
Bank Charges	6,143				
Printing & Stationery	20,627				
Office Expenses	3,32,263				
Postage and Courier	14,296				
Computer Repairs and Maintenance	1,00,574				
Management Costs	1,50,246				
Software- Subscriptions	12,661	66,97,807			
Depreciation		36,20,299			
<b>Surplus for the year transferred to General Fund</b>		<b>7,72,659</b>			
		<b>7,12,60,165</b>			<b>7,12,60,165</b>

Place: Bangalore  
Date : 29.09.2022

for Buzz India Trust

  
Surash Krishna  
Chairman

  
Uthara Narayanan  
Managing Trustee

As per our report of even date  
for G. Anantha & Co.,  
Chartered Accountants  
FRN No. 0051605

  
Rani N R  
Partner  
M.No. 214318  
UDIN: 22214318AWNVPIC1580




Buzz India Trust  
Avalahalli, Anjanapura Post,  
J.P. Nagar, 9th Phase,  
Bangalore - 560 062

Consolidated Receipts and Payments Account for the year ended 31st March 2022

Receipts	Amount in Rs	Amount in Rs	Payments	Amount in Rs	Amount in Rs
<b>Opening Balance:</b>			<b>Programme Expenses:</b>		
<b>Cash at Bank</b>			Employee cost	2,57,82,091	
Corpus	10,000		Travelling Expenses	64,79,495	
Non Corpus	3,92,76,567		Vehicle Insurance	2,43,877	
Cash in Hand	58	<b>3,92,86,625</b>	Vehicle - Fuel, Repair & Maintenance	24,19,848	
			Telephone Expenses	2,05,881	
<b>Grants Received:</b>			Training Expenses	2,34,06,321	
Yodlee Infotech Pvt Ltd.	42,45,367		Field Office - Rent & Maintenance	62,030	
Capri Global Foundation	25,31,119		Reporting & Documentation	1,26,527	
Citigroups Global Markets (I) Pvt. Ltd	2,74,92,500		Data Validation & Maintenance	6,68,994	5,93,95,064
Give India Foundation	16,87,193	<b>3,59,56,179</b>			
			<b>Institutional Expenses:</b>		
<b>Others:</b>			Employee cost	49,51,113	
Donations	1,48,780		Professional Charges	8,500	
Bank Interest	11,17,786	<b>12,66,566</b>	Audit Fees	2,71,400	
			Head Office - Rent & Maintenance	7,61,985	
			Bank Charges	6,143	
			Printing & Stationery	20,627	
			Office Expenses	2,07,553	
			Postage and Courier	14,521	
			Computer Repairs and Maintenance	1,00,574	
			Management Costs	1,50,246	
			Software- Subscriptions	12,661	65,05,323
			<b>Fixed assets:</b>		49,99,510
			<b>Deposits:</b>		
			Rental Deposits		2,45,000
			<b>Changes in Current Liabilities</b>		2,94,938
			<b>Closing Balance:</b>		
			<b>Cash at Bank:</b>		
			Corpus	10,000	
			Non Corpus	50,49,477	
			Cash in hand	58	50,59,535
		<b>7,65,09,370</b>			<b>7,64,99,370</b>

Place: Bangalore  
Date : 29.09.2022

for Buzz India Trust

  
Suresh Krishna  
Chairman



Uthara Narayanan  
Managing Trustee

As per our report of even date  
for G. Anantha & Co.

Chartered Accountants

FRN No. 0051609



Rani N R

Partner

M.No. 244010

UDIN: 22214318AWNVC1580



Schedules for Balance Sheet for the year ending 31st March 2022

1	Utilised fund : Particulars	FCRA Amount	NON FCRA Amount	Total Amount
	Opening balance	66,98,916	55,07,755	1,22,06,671
	Add: Additions during the year (Net)			-
	From Projects in Progress	48,42,760	48,42,760	48,42,760
	From General Fund	1,56,750	-	1,56,750
	Less: Depreciation transferred to Income & Expenditure A/c	15,65,888	20,54,411	36,20,299
	Closing Balance	52,89,778	82,96,104	1,35,85,882

2	General Fund:			
	Particulars			
	Opening balance	1,66,339	9,25,090	10,91,430
	Add : Surplus for the year transferred to General Fund	-	7,72,659	7,72,659
	Less : Additions of Fixed Assets t/r to Utilised fund	1,56,750	-	1,56,750
	Less : Transferred to project progress	9,589		9,589
	Closing Balance	-	16,97,749	16,97,749

3	Projects In Progress:			
	Particulars			
	Opening balance	45,09,582	3,41,43,053	3,86,52,634
	Add: Additions during the year		3,68,11,914	3,68,11,914
	Less: Asset transferred to Utilised Fund (Net)		48,42,760	48,42,760
	Less: Revenue Grant recognised as Income	44,80,362	6,26,98,447	6,71,78,809
	Add: Transfer from General Fund	9,589		9,589
	Closing Balance	38,808	34,13,760	34,52,568

4	Statutory Liabilities			
	Particulars			
	ESI		445	445
	PF		8,759	8,759
	Gratuity		3,00,065	3,00,065
	TDS		6,92,854	6,92,854
	Total	-	10,02,123	10,02,123
5	Expenses payable			
	Audit fees	8,000	1,10,000	1,18,000
	Programme expenses		3,289	3,289
		8,000	1,13,289	1,21,289



Sch 6: Fixed assets

Particulars	Gross Block					Depreciation Block			Net Block
	Opening	Additions		Deletion	Total	Opening	For the year	Total	
		More than 180 days	Less than 180 days						
Bus	1,36,92,705	3,10,000	16,22,729		1,56,25,434	38,47,335	21,56,377	60,03,713	96,21,721
Computer Accessories	6,95,657	1,35,250	12,89,678		21,20,585	3,50,736	5,25,232	8,75,968	12,44,617
Furniture	6,10,563	-	2,31,296		8,41,859	1,20,387	72,621	1,93,008	6,48,851
Mobile Phone	1,97,819	98,580	12,08,497		15,04,896	52,133	1,35,097	1,87,230	13,17,666
Tents	5,19,120	-	46,480		5,65,600	1,28,982	2,16,944	3,45,926	2,19,674
Intangible assets- Website	1,71,100	-	-		1,71,100	85,550	42,775	1,28,325	42,775
Software	11,00,292	-	-		11,00,292	2,42,334	4,40,116	6,82,451	4,17,841
Electrical Fittings	49,340	-	57,000		1,06,340	2,467	31,136	33,603	72,737
<b>Total</b>	<b>1,70,36,596</b>	<b>5,43,830</b>	<b>44,55,680</b>	<b>-</b>	<b>2,20,36,106</b>	<b>48,29,924</b>	<b>36,20,299</b>	<b>84,50,224</b>	<b>1,35,85,882</b>

